

**SURVIVAL STATION**  
**POINTS SHEETS**  
**(NOT TO BE GIVEN TO CADETS)**

**NOTE! ALL QUESTIONS SHOULD BE ASKED IN THE FOLLOWING MANNER:**

**"Captain, would you or one of your Team Members please ..."**

- |   |           |
|---|-----------|
| 1) Did the captain address you properly ?   | 0 - 1 - 2 |
| 2) Did the captain understand the problem the first time ?  | 0 - 1 - 2 |
| 3) Were the Cadets orderly while the captain was briefed ?  | 0 - 1 - 2 |
| 4) Were the instructions carried out in an orderly manner ?                                       | 0 - 1 - 2 |
| 5) ...state what you should do if you become lost during a winter hike?                           |           |
| a - talk with God   | 1         |
| b - Backtrack your steps  | 1         |
| c - climb a high place; look for landmarks  | 1         |
| d - look for smoke  | 1         |
| e - if all else fails, build an emergency shelter and fire  | 1         |
| f - use your head not your feet   | 1         |
| 6) ...erect a winter survival shelter large enough to hold two of your team members.              |           |
| a - did cadets choose a level site  | 1         |
| b - was the snow trampled down or removed   | 1         |
| c - was the opening placed away from the wind   | 1         |
| d - was a ground sheet used   | 1         |
| e - were sides & ends enclosed  | 1         |
| f - was the snow or other material placed around the sides and base                               | 1         |
| g - was lashing done correctly - <b>1 point for 2 correct (clove or timber) hitches</b>           | 7         |
| <b>- 1 point if the rest of lash is correct</b>   | <b>7</b>  |
| NOTE : all team members to do at least 1 lash   |           |
| h - have 2 cadets fit in shelter  | 1         |
| i - was the correct fire lay used (unlit)and was it correctly placed                              | 1         |
| 7) ...state what is the proper way to keep warm while sleeping in a shelter (tent) in the winter. |           |
| a - wear hat & socks  | 1         |
| b - have a layer of insulation between you and the snow   | 1         |
| c - use a winter rated sleeping bag   | 1         |
| d - do not wear wet clothing  | 1         |
| 8) ...dismantle your shelter and clean up your site.  |           |
| a - was site returned to natural state  | 1         |
| b - was sled neatly repacked  | 1         |
| c - was all garbage removed or picked up (plastic, duct tape, lashing material)                   | 1         |
| d - were all cadets involved in cleanup   | 1         |
| 9) Did captain show leadership in delegating the duties and requirements of this station?         | 2         |
| 10) Have a cadet recite a landmark.   | 1         |

Total Points 47

**SURVIVAL STATION**  
**JUDGING QUESTIONS**  
**(NOT TO BE GIVEN TO CADETS)**

**PLEASE ASK THE QUESTIONS AS FOLLOWS :**

- 1) **.Captain, would you or one of your Team Members please state what you should do if you become lost during a winter hike?**
- 2) **Captain, would you and your Team please erect a winter survival shelter large enough to hold two of your team members.**
- 3) **Captain, would you or one of your Team Members please state what is the proper way to keep warm while sleeping in a shelter (tent) in the winter.**
- 4) **Captain, would you and your Team please dismantle your shelter and clean up your site.**
- 5) **Choose a cadet and say : " Would you please recite for us the... ?"**  
A preplanned landmark will be chosen from the following:
  - Motto
  - Verse
  - Cadet Pledge
  - Code
  - Pledge to the Canadian Flag

## SURVIVAL STATION INSTRUCTION SHEETS

1) If you become lost during a winter hike you should.


- a - talk with God
- b - Backtrack your steps
- c - climb a high place; look for landmarks
- d - look for smoke
- e - if all else fails, build an emergency shelter and fire
- f - use your head not your feet

2) To erect a winter survival shelter large enough to hold two of your team members.

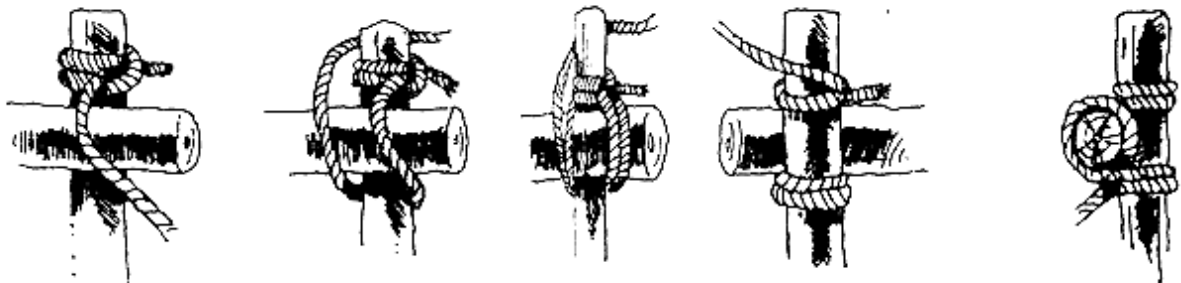
Points to remember :

- choose a level site
- trample down and or remove snow
- place the opening away from the wind
- use ground sheet - recommended plastic size of 8 x 10 and 8 x 13
- place snow around the sides and base
- prepare a reflector firelay (unlit) and place it correctly in front of the shelter
- use 1 Diagonal (should be a minimum of 3 wraps + 3 wraps and 2 fraps) and 6 Square lashes (should be a minimum of 3 wraps & 2 fraps) in the following manner:

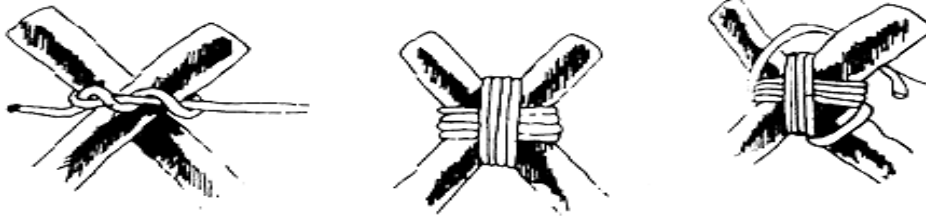
Note - Recommended rope length of 4 meters and one of 5 meters



### SQUARE LASHING



# DIAGONAL LASHING



- 3) The proper way to keep warm while sleeping in a shelter (tent) in the winter.

- wear hat & socks
- have a layer of insulation between you and the snow
- use a winter rated sleeping bag
- do not wear wet clothing

- 4) Dismantle your shelter and clean up your site.

- site must be returned to natural state
- sled should be neatly repacked
- make sure all garbage is removed or picked up (plastic, duct tape, bailer twine)