

DCE Connection

A newsletter for the Developer of Counselor Education

Spring 2003



Bernard Teeninga, training coordinator

Help Us Help You

Every so often, one of the RTCs or I get a phone call or email from an individual planning a regional conference, convention or council education plan. The caller wants to know if we have a list of people who could do workshops and what kinds of workshops they can do. As a matter of fact this request is coming in more frequently.

Unfortunately the only answer we can give is that we don't have such a database, even though for the last few years the Regional Training Coordinators and I have been trying to put one together.

On a number of occasions we have requested input from DCEs and council boards regarding workshops that they felt would be worth including in this database. To date, we have received no input at all.

At the RTC Conference this January, the men again reviewed the lack of success in getting information for this database. We evaluated whether we should continue to pursue the idea, and agreed that it is

still an important aspect of the support that can be offered to DCE teams in our regions.

We decided to keep trying to get input as well as find new ways to make that input available. The RTCs spent some time brainstorming this and some ideas that came out of that were:

- a. Put the request into the *DCE Connection*.
- b. Add a page to the Website at least listing the workshops that have been presented at conferences in the different regions.

We felt that then at least we would know what topics are available and who presented them. This allows DCEs to choose workshop titles that fill the needs they have assessed and then ask this presenter to come and present the same workshop for them. If that is not possible we could see if he would provide copies of the notes and worksheets and overheads and other material needed to be able to recreate the workshop themselves.

If you go to the DCE Website at <http://www.teeninga.com/DCE/dceinfo.html>, you will find a link to the **DCE Workshop Info Page** where we have already listed some workshops. We hope to add more as they are suggested/sent in by you, the DCEs. Please consider helping other DCEs and yourself by providing workshop information that can be used by all DCEs to provide better workshops. Copy the form on page three of this newsletter and send it to your RTC.

You can make a difference!

In This Issue

- Help Us Help You 1
- Important Training Tools 2
- DCE Calendar 2
- Conference Info 2
- Workshop Exchange Info form 3
- DCE Focus 4

Editor: Bernard Teeninga

Publisher: Calvinist Cadet Corps

Spring 2003 Issue

© Copyright 2003 by the Calvinist Cadet Corps. All rights reserved. *The DCE Connection* is published three times each year by the Calvinist Cadet Corps, P.O. Box 7259, Grand Rapids, MI 49510, USA. It is distributed exclusively to registered Developers of Counselor Education.

Important Training Tools

It's that time of year again! Time for DCE teams to do needs assessment to help plan the workshops for the next season. As you make those plans, there are certain tools which you should include every year.


One of the most important tools you can use to help equip counselors is the *Counselor Certification Course*. This course helps them understand what information is in the *Counselor's Manual* and where to find it. Your *DCE Manual* has a complete outline of this workshop in Section 7. A copy of the overheads can be found on the DCE Website.

In the past year a new tool has been developed which should also be included every year in the council education plan. It is the new *Head Counselor Certification Course*. It is intended to help head counselors better understand their task by taking them through the new *Head Counselor's Handbook*. This handbook contains most of the information any head counselor needs to carry out his task in his club.

The workshop we're developing for this certification course should be completed soon. When the outline

for the workshop is ready, we will post it on the Internet and make it available to all DCEs in hopes that most councils will put it to use in the fall. As with the *Counselor Certification Course*, the stripe is available only through DCEs. Head counselors will be awarded their stripe after they have completed the course and it has been reviewed by the DCE to verify that the information in the course was understood. Also, the Corps office will need to be informed so that they can send out head counselor certificates.

The *Counselor Certification Course* has been a huge success in helping counselors understand cadeting. The *Head Counselor Certification Course* should soon be just as successful as long as you include this tool in your education plan for the upcoming season.



DCE Calendar

DCE Training


Phase 1 March 27–29, 2003 in Flamborough, Ontario

Phase 2 Date to be decided in Flamborough, Ontario

Phase 3 October 23–25, 2003 in Grand Rapids, Michigan

Conference Dates

Northwest Region • March 8, 2003 at Sonlight CRC, Lynden, WA
North Central and South Central Regions • November 1, 2003
Eastern Region • November 8, 2003
North Region • November 8, 2003 in Calgary, AB



Conference Info

Northwest Region

March 8, 2003

Sonlight CRC, Lynden, WA

Workshop Sessions

Some of the workshops that are being planned are:

- ADHD Kids
- Radio Controlled Airplanes
- Junior Counselor Training
- Head Counselor Training
- Pinewood Derby
- Small Gas Engines
- Dutch Oven Cooking
- Counselor Crash Prevention Course
- High Adventure Summer Outings
- DCE Training and Information

Schedule

- 8:30 Sign-in, coffee and rolls
- 9:00 Opening devotions and worship
- 9:45 Workshop session 1
- 10:45 Workshop session 2
- 12:00 **Dutch oven and salmon BBQ lunch and activity**
- 1:00 Workshop session 3
- 2:00 Workshop session 4
- 3:00 Break
- 3:15 Keynote speaker
- 4:00 Dismissed

Coffee and snacks available throughout the day

Cost per person

\$25 US • \$35 CDN

Editor

Bernard Teeninga

130 Hwy # 8

Dundas, Ontario, L9H 4V5

dce@teeninga.com

www.teeninga.com/dce/dce.html



Workshop Exchange Information Form

Think of the workshops you have been involved in this year, either as a participant or a presenter. Take a moment and tell us about some of the best of them. Please fill in this form as completely as possible and send it to either your RTC or the Corps Training Coordinator so we can include it in the database.

Workshop Leader's Name _____

Address _____

City _____ Province/State _____ Postal Code _____

Phone: Home _____ Work _____

Email _____

Council _____ Region _____

Workshop Information

Title _____

Description _____

Objective and Key Concept _____

Who is this workshop for? General Specific _____

Equipment Needed	Material Needed
_____	_____
_____	_____
_____	_____

Cost to participants _____ Length of workshop _____

Number of times workshop has been presented:

_____ Total _____ To your council _____ To other councils

Miscellaneous Information

Is leader willing to present this workshop at other councils? Yes No

Is leader willing to let other DCEs use his workshop material? Yes No


Please photocopy this form so it can be used to help us learn about other workshops.



Opening

Your opening should be brief and designed to arouse the interest and curiosity of the participants. Use an overhead transparency and/or flipchart to focus visual attention. Here are some possibilities.

- Use a **“How To” title** that you know will arouse interest because it focuses on a challenge you know is important to them.
- Use a **clever title** that may not be clear until later, but which arouses their curiosity
- Ask a **question** that will arouse their curiosity and challenge them to search for the answer during your session. .
- Use an **acronym** to catch their attention and provide a framework for your session. An acronym is a word formed by the first letter of three to five words or short phrases. Not only is it a clever way to create a title, it’s also a great memory aid.
- Begin with a **quick quiz** taken from your material. It should not be more than three or four questions, and you must select questions you know they will want to have answered.
- Introduce a **situation** that you will later ask them to analyze using the information you are providing in your session. It could also be a specific **problem** you will ask them to solve.



Closing

As with your introduction, your closing should be brief. You can bring everything to a sense of closure and send participants off with a challenge by connecting back to your introduction. If you started with ...

- A **“How To” title** — summarize what they have learned to do and challenge them to do what they have learned.
- A **question** that challenged them — summarize the answer(s) they discovered together and remind them why they are now ready to meet the challenge.
- An **acronym** — summarize the significance of the framework created by the acronym. Review the significance of each word or phrase. Then challenge them to make that acronym become a reality in their ministry to their Cadets.
- A **quick quiz** — summarize the questions/answers and challenge them to use the answers in their efforts to improve their ministry to their Cadets.
- Introducing a **situation** — summarize their efforts to analyze or solve it and how it can now help them in their efforts to improve their ministry to their Cadets.